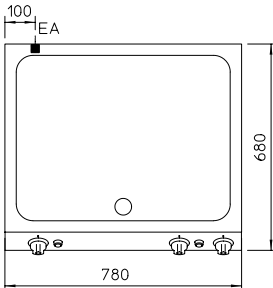
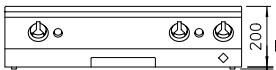


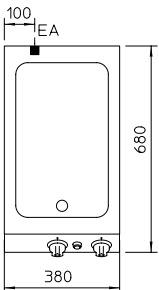
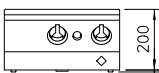
ELECTRIC GRIDDLE PLATE 1 SUPRA

Model No: 1021135A
Dimensions: 580 x 620 / 680 mm, 200 mm corpus height
Installation space: 580 x 620 mm
Description: Housing made completely of chrome nickel steel (1.4301) / (304) Single appliance without connecting technology Intended for installation on / in a 580 mm wide counter / recess SUPRA heating system contact heating elements integrated into aluminium blocks ensure greater heating capacity and even heat distribution, shorter heating up times and a longer service life of heating elements. Frying surface 500 x 540 mm, made completely of chrome nickel steel 1.4404, plate bottom of smoothly polished special sandwich material (MKN PowerBlock)
Electrical equipment: Appliance with two separately regulated heating zones Main switch, thermostat, safety temperature thermostat, control lamps, SUPRA contact heating elements, mains connection cable with 5-channel CEE plug 20 A
Connected load: 7.2 kW 3 NPE AC 400 V
Heat emission: sensitive: 2376 W latent: 2880 W
Accessories: Drainage system with fat collecting drawer in the switch panel
Optional accessories:
 945 525 Splash guard
 581 216 Fried egg shaper for 1 egg
 581 217 Fried egg shaper for 6 eggs
 204 534 Fat drain plug (when used as frying plate)



ELECTRIC GRIDDLE PLATE 2 SUPRA

Model No: 1021130A
Dimensions: 780 x 620 / 680 mm, 200 mm corpus height
Installation space: 780 x 620 mm
Description: Housing made completely of chrome nickel steel (1.4301) / (304) Single appliance without connecting technology Intended for installation on / in a 380 mm wide counter / recess SUPRA heating system contact heating elements integrated into aluminium blocks ensure greater heating capacity and even heat distribution, shorter heating up times and a longer service life of heating elements. Frying surface 700 x 540 mm, made completely of chrome nickel steel 1.4404, plate bottom of smoothly polished special sandwich material (MKN PowerBlock)
Electrical equipment: Appliance with two separately regulated heating zones Main switch, thermostat, safety temperature thermostat, control lamps, SUPRA contact heating elements, mains connection cable with 5-channel CEE plug 20 A
Connected load: 10.8 kW 3 NPE AC 400 V
Heat emission: sensitive: 3564 W latent: 4320 W
Accessories: Drainage system with fat collecting drawer in the switch panel
Optional accessories:
 945 530 Splash guard
 581 216 Fried egg shaper for 1 egg
 581 217 Fried egg shaper for 6 eggs
 204 534 Fat drain plug (when used as frying plate)



ELECTRIC GRIDDLE PLATE 3/4 SUPRA

Model No: 1022512
Dimensions: 380 x 620 / 680 mm, 200 mm corpus height
Installation space: 380 x 620 mm
Description: Housing made completely of chrome nickel steel (1.4301) / (304) Single appliance without connecting technology Intended for installation on / in a 380 mm wide counter / recess SUPRA heating system contact heating elements integrated into aluminium blocks ensure greater heating capacity and even heat distribution, shorter heating up times and a longer service life of heating elements. Frying surface 305 x 510 mm, 65 mm deep, made completely of chrome nickel steel 1.4404, smoothly polished
 1 heating zone
Electrical equipment: Main switch, thermostat, safety temperature thermostat, control lamps, SUPRA contact heating elements, mains connection cable with 5-channel CEE plug 16 A
Connected load: 5.6 kW 3 NPE AC 400 V
Heat emission: sensitive: 1848 W latent: 2240 W
Accessories: 1 Sealing plug